



www.Rodem.com | (800) 543-7312

Alfa Laval SaniMidget SB 3-A

Hygienic, Low Flow cleaning that meets 3-A standards

Application

The Toftejorg SaniMidget SB 3-A is designed for the food, dairy or any other industry requiring hygienic design. The SaniMidget SB 3-A is designed with respect to self-cleaning, self-draining and inspectability. The patented one-clip assembly offers easy installation, disassembly and inspection without compromising cleanability or drainability.

Working Principles

The flow of cleaning media causes the head of the SaniMidget SB 3-A to rotate, with fans of water laid out in a swirling pattern on the entire perimeter exposed to the spray pattern. This generates a vibrating impact in the 360° upward pattern and a dynamic cascading flow that covers internal surfaces of the tank, vessel or reactor. The SaniMidget SB 3-A is certified according to EHEDG and follows GMP Guidelines.



TECHNICAL DATA

Lubricant: Lubrication by rinse/cleaning fluid
Wetting radius: Max. 3 m
Impact cleaning radius: Max. effective 1.4 m

Pressure

Working pressure: 1-3 bar
Recommended pressure: 2 bar

Spray Pattern



360°



270° up

Standard design

The SaniMidget SB 3-A can be supplied with 3.1 certificates for metallic parts and 3-A conformity*** on its plastic part. The SaniMidget SB/UltraPure is also available with Alfa Laval Q-doc.

*** = Implies that the material complies with FDA 21CFR.

Certificates

2.2 material certificate, Q-doc, EHEDG, 3-A and ATEX.

PHYSICAL DATA

Materials

Metallic parts: AISI 316L (UNS S31603)
Non-metallic parts: PEEK 450G

* FDA compliance 21CFR§177

Surface finish: Ra < 0.8µm

Weight: 1" : 0.20 kg / 1½": 0.44 kg

Temperature

Max. working temperature: . . . 95°C

Max. ambient temperature: . . . 150°C

Connections

- Weld-on: 1" ISO 2037, or DN25 DIN11850-R1, or 1" BPE US

- Clip-on: 1 1/2" ISO 2037, or 1" or 1 1/2" BPE US

Clip-on options

Easy-on/off clip (ø4.0 mm). Clip needed for both clip-on and weld-on versions to assemble the machine.

Caution

Avoid hydraulic shock, hard and abrasive particles in the cleaning liquid, as this can cause increased wear and/or damage of internal mechanisms. In general, a filter in the supply line is recommended. Do not use for gas evacuation or air dispersion. For steaming we refer to the manual.



Qualification Documentation (Q-doc)

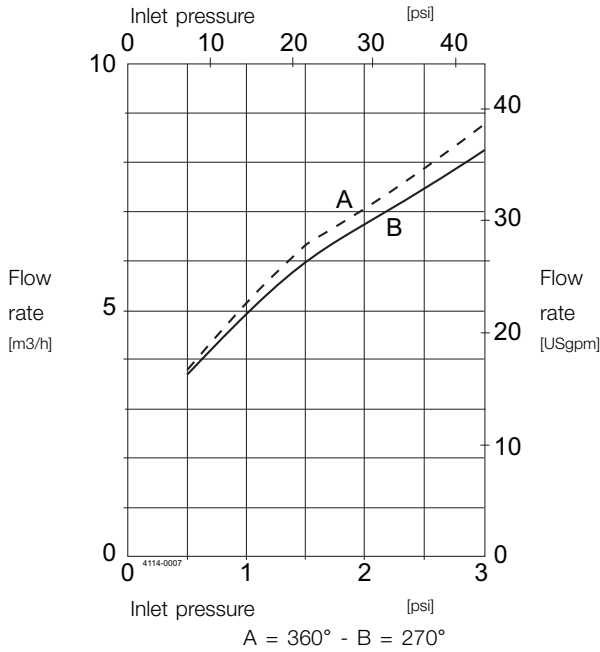
Documentation specification

Equipment Documentation includes:
 - EN 10204 type 3.1 Material Inspection certificate
 - FDA Declaration of Conformity
 - ADI Declaration (TSE)
 - QC Declaration of Conformity

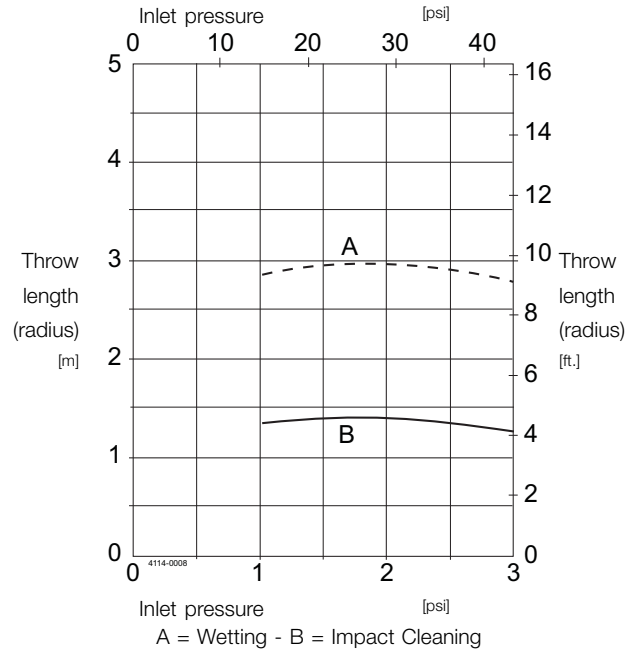
ATEX

ATEX approved machine for use in explosive atmospheres.
 Category 1 for installation in zone 0/20 in accordance to
 Ex II 1 GD c T 140°C.

Flow Rate



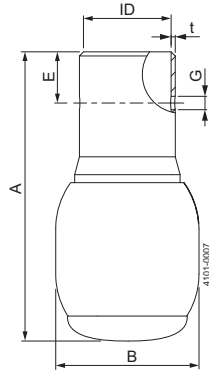
Cleaning radius



For Clip-on models, the flow rate is increased by approx. 0.5 m³/h.

Note: The inlet pressure has been taken immediately before the inlet to the machine. In order to achieve the performance indicated on the curves, the pressure drop in the supply lines between pump and machine must be taken in consideration and the water temperature during testing was approx. 20°C.

Dimensions (mm)



	Clip-on 1" BPE US	Clip-on 1½" BPE US/1½" ISO 2037	Weld-on* 1" ISO 2037	Weld-on* 1" BPE US	Weld-on* DN25 DIN R1
	mm	mm	mm	mm	mm
ID	ø25.7	ø38.4	ø22.6	ø22.1	ø25.7
t	1.2	1.2	1.2	1.65	1.2
B	ø42.0	ø54.7	ø42.0	ø42.0	ø42.0
A	84.8	118.3	104.8	108.8	84.8
ø-clip	ø4.0	ø4.0	ø4.0	ø4.0	ø4.0
G	ø4.1	ø4.1	ø4.1	ø4.1	ø4.1
E	15.0	25.4			

* Weld-on version only meets the requirements of the 3-A Hygienic Standard 78-## if installed according to the user manual.

** Third Party Verification shows that this machine meets the requirements of the 3-A Hygienic Standard 78-##.

Alfa Laval reserves the right to change specifications without prior notification.

How to contact Alfa Laval

Contact details for all countries
are continually updated on our website.
Please visit www.alfalaval.com to
access the information direct.