



The Standard Duty Pump

SolidC Centrifugal Pump

Applications

The SolidC pump is designed for standard duty applications, like pumping CIP (Cleaning In Place) solutions, utilities, water (processing, heating, cooling), washing machines, simple transport duty within working range. SolidC is suited for use in the food, dairy, beverage, personal care, pharmaceutical, light chemical and water industries.

Standard design

The SolidC pump is designed for CIP with emphasis on large internal radii and cleanable seals.

The complete SolidC unit is supported on four adjustable legs.

Shaft seals

The SolidC pump is equipped with either an external single or a flushed shaft seal. Both have stationary seal rings in acid-resistant steel AISI 329 with sealing surface in silicon carbide and rotating seal rings in carbon. The secondary seal of the flushed seal is a long lasting lip seal.



TECHNICAL DATA

Materials

Product wetted steel parts: AISI 316L and AISI 329L.

Other steel parts: Stainless steel AISI 304.

Finish: 3A polish Ra 32 µin.

Product wetted seals: EPDM (acc. to FDA).

Connections for FSS:

R 1/8" (BSP) external thread.

Motor

Standard C-faced, foot mounted motor according to NEMA standard. 3500 RPM or 1750 RPM. Premium efficiency, Class F. Note frame size per horsepower.

Voltage and frequency

(3 phase, 60 Hz 230/460V Standard)

Other voltages and frequencies available upon request.

Motor sizes

60 Hz: 1, 1½, 2, 3, 5, 7.5, 10, 15, 20, 25, 30 Hp.

OPERATING DATA

Pressure

Max. inlet pressure: 58 psi (4 bar).

Temperature

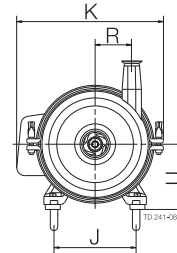
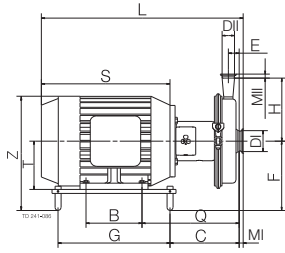
Temperature range 14°F to 250°F (EPDM).

Flushed shaft seal (FSS):

Water pressure inlet: 14.5 PSI.

Water consumption: 4-8 usgph.

Dimensions (inch) 900239/0



SolidC-1 1800rpm

Size	Sterling-motor	
	1 Hp (143TC)	1.5 Hp (143TC)
B	4.00	4.00
C	5.12	5.12
E	1.10	1.10
F	6.75	6.75
G	9.38	9.38
H	7.09	7.09
J	5.75	5.75
Q	9.12	9.12
R	2.64	2.64
S	9.97	9.97
T	3.50	3.50
U	4.00	4.00
Z	10.25	10.25
K	12.10	12.10
DI	2"	2"
DII	1½"	1½"
MI	0.50	0.50
MI	0.50	0.50
L	16.87	16.87
Weight (lbs)	64.00	64.00

SolidC-1 3600rpm

Size	Sterling-motor					
	1.5 Hp (143TC)	2 Hp (145TC)	3 Hp (182TC)	5 Hp (184TC)	7.5 Hp (213TC)	10 Hp (215TC)
B	4.00	5.00	4.50	5.50	5.50	7.00
C	5.12	5.12	6.06	6.06	8.47	8.47
E	1.10	1.10	1.10	1.10	1.10	1.10
F	6.75	6.75	7.75	7.75	8.50	8.50
G	9.38	9.38	12.50	12.50	14.00	14.00
H	7.09	7.09	7.09	7.09	7.09	7.09
J	5.75	5.75	7.75	7.75	8.75	8.75
Q	9.12	9.12	9.56	9.56	11.97	11.97
R	2.64	2.64	2.64	2.64	2.64	2.64
S	9.97	10.95	11.99	12.99	14.65	16.14
T	3.50	3.50	4.50	4.50	5.25	5.25
U	4.00	4.00	5.00	5.00	5.75	5.75
Z	10.25	10.25	12.59	12.59	14.09	14.09
K	12.10	12.10	13.48	13.48	14.58	14.58
DI	2"	2"	2"	2"	2"	2"
DII	1½"	1½"	1½"	1½"	1½"	1½"
MI	0.5	0.5	0.5	0.5	0.5	0.5
MII	0.5	0.5	0.5	0.5	0.5	0.5
L	16.87	17.85	18.92	19.92	23.12	24.61
Weight (lbs)	64.00	66.00	106.00	113.00	149.00	163.00

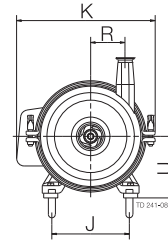
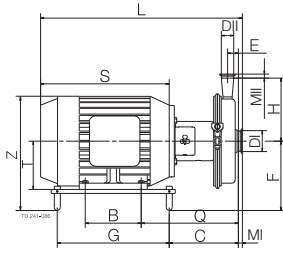
SolidC-2 1800 rpm

Size	Sterling-motor			
	1 Hp (143TC)	1.5 Hp (143TC)	2 Hp (145TC)	3 Hp (182TC)
B	4.00	4.00	5.00	4.50
C	5.38	5.38	5.38	6.31
E	1.38	1.38	1.38	1.38
F	6.75	6.75	6.75	7.75
G	9.38	9.38	9.38	12.50
H	7.87	7.87	7.87	7.87
J	5.75	5.75	5.75	7.75
Q	9.38	9.38	9.38	9.81
R	3.70	3.70	3.70	3.70
S	9.97	9.97	10.95	11.99
T	3.50	3.50	3.50	4.50
U	4.00	4.00	4.00	5.00
Z	10.25	10.25	10.25	12.59
K	13.98	13.98	13.98	14.46
DI	2½"	2½"	2½"	2½"
DII	1½"	1½"	1½"	1½"
MI	0.50	0.50	0.50	0.50
MII	0.50	0.50	0.50	0.50
L	17.13	17.13	18.11	19.17
Weight (lbs)	70.00	70.00	73.00	110.00

SolidC-2 3600 rpm

Size	Sterling-motor					
	3 Hp (182TC)	5 Hp (184TC)	7.5 Hp (213TC)	10 Hp (215TC)	15 Hp (254TC)	20 Hp (256TC)
B	4.50	5.50	5.50	7.00	8.25	10.00
C	6.31	6.48	8.77	8.77	10.77	10.77
E	1.38	1.38	1.38	1.38	1.38	1.38
F	7.75	7.75	8.50	8.50	10.00	10.00
G	12.50	12.50	14.00	14.00	14.50	14.50
H	7.87	7.87	7.87	7.87	7.87	7.87
J	7.75	7.75	8.75	8.75	10.25	10.25
Q	9.81	9.98	12.27	12.27	13.02	13.02
R	3.70	3.70	3.70	3.70	3.70	3.70
S	11.99	12.99	14.65	16.14	19.21	20.95
T	4.50	4.50	5.25	5.25	6.25	6.25
U	5.00	5.00	5.75	5.75	6.88	6.88
Z	12.59	12.59	14.09	14.09	16.18	16.18
K	14.46	14.46	15.58	15.58	17.07	17.07
DI	2½"	2½"	2½"	2½"	2½"	2½"
DII	1½"	1½"	1½"	1½"	1½"	1½"
MI	0.50	0.50	0.50	0.50	0.50	0.50
MII	0.50	0.50	0.50	0.50	0.50	0.50
L	19.17	20.34	23.42	24.92	27.98	29.72
Weight (lbs)	110.00	118.00	154.00	168.00	263.00	285.00

Dimensions (inch) 900239/0



SolidC-3 1800 rpm

Size	Sterling-motor				
	1 Hp (143TC)	1.5 Hp (143TC)	2 Hp (145TC)	3 Hp (182TC)	5 Hp (184TC)
B	4.00	4.00	5.00	4.50	5.50
C	5.38	5.38	5.38	6.31	6.31
E	1.22	1.22	1.22	1.22	1.22
F	6.75	6.75	6.75	7.75	7.75
G	9.38	9.38	9.38	12.50	12.50
H	8.27	8.27	8.27	8.27	8.27
J	5.75	5.75	5.75	7.75	7.75
Q	9.38	9.38	9.38	9.81	9.81
R	4.76	4.76	4.76	4.76	4.76
S	9.97	9.97	10.95	11.99	12.99
T	3.50	3.50	3.50	4.50	4.50
U	4.00	4.00	4.00	5.00	5.00
Z	10.25	10.25	10.25	12.59	12.59
K	15.35	15.35	15.35	15.35	15.35
DI	3"	3"	3"	3"	3"
DII	1½"	1½"	1½"	1½"	1½"
MI	0.50	0.50	0.50	0.50	0.50
MII	0.50	0.50	0.50	0.50	0.50
L	17.13	17.13	18.11	19.17	20.17
Weight (lbs)	80.00	80.00	83.00	120.00	128.00

SolidC-3 3600 rpm

Size	Sterling-motor						
	5 Hp (184TC)	7.5 Hp (213TC)	10 Hp (215TC)	15 Hp (254TC)	20 Hp (256TC)	25 Hp (284TSC)	30 Hp (286TSC)
B	5.50	5.50	7.00	8.25	10.00	9.50	11.00
C	6.31	8.85	8.85	10.84	10.84	11.46	11.46
E	1.22	1.22	1.22	1.22	1.22	1.22	1.22
F	7.75	8.50	8.50	10.00	10.00	10.75	10.75
G	12.50	14.00	14.00	14.50	14.50	15.50	15.50
H	8.27	8.27	8.27	8.27	8.27	8.27	8.27
J	7.75	8.75	8.75	10.25	10.25	11.25	11.25
Q	9.81	12.35	12.35	13.09	13.09	13.71	13.71
R	4.76	4.76	4.76	4.76	4.76	4.76	4.76
S	12.99	14.65	16.14	19.21	20.95	21.81	23.31
T	4.50	5.25	5.25	6.25	6.25	7.00	7.00
U	5.00	5.75	5.75	6.88	6.88	7.63	7.63
Z	12.59	14.09	14.09	16.18	16.18	17.82	17.82
K	15.35	16.26	16.26	17.76	17.76	18.55	18.55
DI	3"	3"	3"	3"	3"	3"	3"
DII	1½"	1½"	1½"	1½"	1½"	1½"	1½"
MI	0.50	0.50	0.50	0.50	0.50	0.50	0.50
MII	0.50	0.50	0.50	0.50	29.79	0.50	0.50
L	20.17	23.50	24.99	28.05	29.79	30.77	32.27
Weight (lbs)	128.00	162.00	172.00	273.00	295.00	347.00	403.00

SolidC-4 1800 rpm

Size	Sterling-motor					
	1.5 Hp (143TC)	2 Hp (145TC)	3 Hp (182TC)	5 Hp (184TC)	7.5 Hp (213TC)	10 Hp (215TC)
B	4.00	5.00	4.50	5.50	5.50	7.00
C	5.25	5.25	6.18	6.18	8.63	8.63
E	1.06	1.06	1.06	1.06	1.06	1.06
F	6.75	6.75	7.75	7.75	8.50	8.50
G	9.38	9.38	12.50	12.50	14.00	14.00
H	9.06	9.06	9.06	9.06	9.06	9.06
J	5.75	5.75	7.75	7.75	8.75	8.75
Q	9.25	9.25	9.68	9.68	12.13	12.13
R	4.76	4.76	4.76	4.76	4.76	4.76
S	9.97	10.95	11.99	12.99	14.65	16.14
T	3.50	3.50	4.50	4.50	5.25	5.25
U	4.00	4.00	5.00	5.00	5.75	5.75
Z	10.25	10.25	12.59	12.59	14.09	14.09
K	16.14	16.14	16.14	16.14	16.65	16.65
DI	3"	3"	3"	3"	3"	3"
DII	2"	2"	2"	2"	2"	2"
MI	0.50	0.50	0.50	0.50	0.50	0.50
MII	1.13	1.13	1.13	1.13	1.13	1.13
L	17.00	17.98	19.04	20.04	23.28	24.77
Weight (lbs)	84.00	87.00	124.00	132.00	168.00	183.00

SolidC-4 3600 rpm

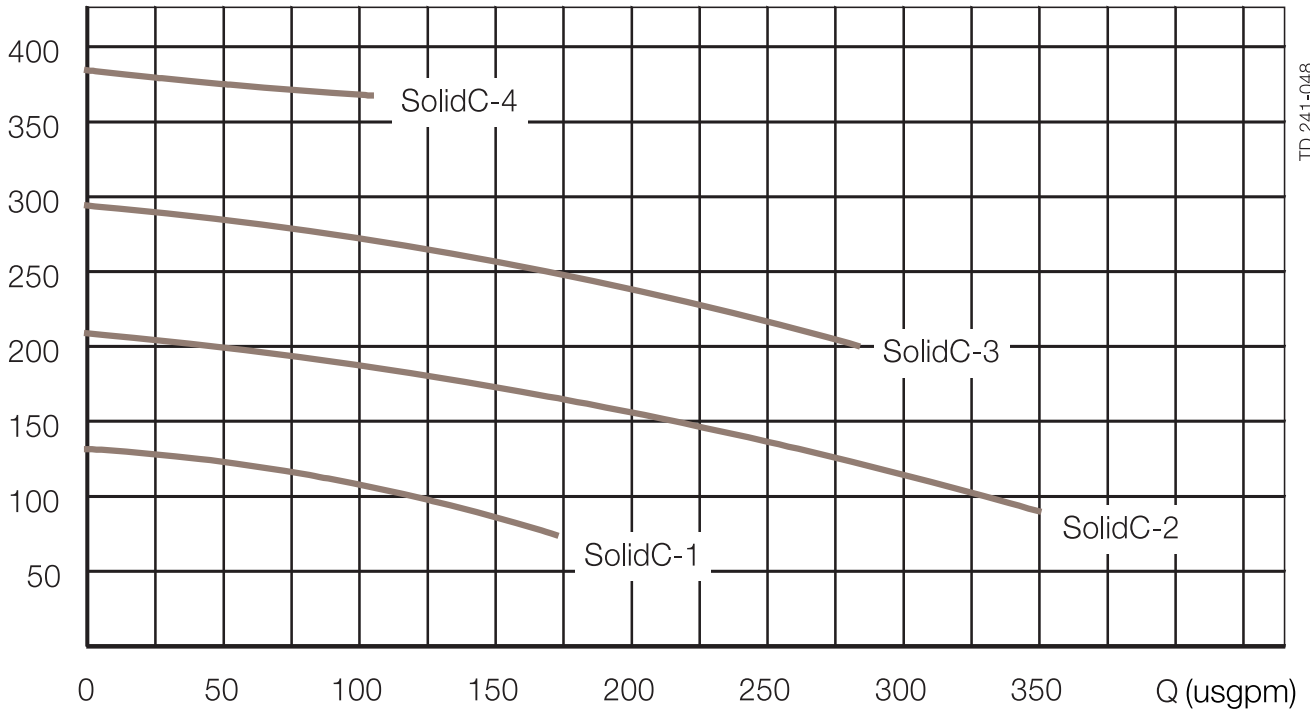
Size	Sterling-motor				
	10 Hp (215TC)	15 Hp (254TC)	20 Hp (256TC)	25 Hp (284TSC)	30 Hp (286TSC)
B	7.00	8.25	10.00	9.50	11.00
C	8.63	10.64	10.64	11.26	11.26
E	1.06	1.06	1.06	1.06	1.06
F	8.50	10.00	10.00	10.75	10.75
G	14.00	14.50	14.50	15.50	15.50
H	9.06	9.06	9.06	9.06	9.06
J	8.75	10.25	10.25	11.25	11.25
Q	12.13	12.89	12.89	13.51	13.51
R	4.76	4.76	4.76	4.76	4.76
S	16.14	19.21	20.95	21.81	23.31
T	5.25	6.25	6.25	7.00	7.00
U	5.75	6.88	6.88	7.63	7.63
Z	14.09	16.18	16.18	17.82	17.82
K	16.65	18.15	18.15	18.94	18.94
DI	3"	3"	3"	3"	3"
DII	2"	2"	2"	2"	2"
MI	0.50	0.50	0.50	0.50	0.50
MII	1.13	1.13	1.13	1.13	1.13
L	24.77	27.85	29.59	30.57	32.07
Weight (lbs)	183.00	277.00	299.00	351.00	407.00

Flow chart

Frequency: 60Hz

Speed (synchr): 3600 rpm

H (ft)



TD 241-048

Options

- A. Impeller with reduced diameter.
- B. Motor for other voltage and/or frequency.
- C. Flushed shaft seal.
- D. Product wetted seals of Buna (NBR), Fluoroelastomer (FPM) or FEP.
- E. Rotating seal ring material in Silicon Carbide.

Ordering

Please state the following when ordering:

- Pump size.
- Connections. (Tri-Clamp®)
- Impeller diameter.
- Motor size.
- Seal and Elastomer Type
- Voltage and frequency.
- Flow, pressure and temperature.
- Density and viscosity of the product.
- Options.

Note!

For further details, see also ESE00797.

Alfa Laval reserves the right to change specifications without prior notification. ALFA LAVAL is a trademark registered and owned by Alfa Laval Corporate AB.

ESE00265ENUS 1505

© Alfa Laval

How to contact Alfa Laval

Contact details for all countries are continually updated on our website. Please visit www.alfalaval.us to access the information direct.