



## The next level in sampling

### Unique Sampling Valve - Double Seat

#### Concept

The Unique Sampling valve is specially designed for the food, pharmaceutical and biotechnological industries. The valve is equipped with a double seat which makes it possible to sterilise the entire seat between sampling, thereby eliminating the risk of cross contamination.

#### Working principle

The patented double seat ensures representative sampling as the seat area is accessible for sterilisation. The inner spindle pushes the membrane seal down onto the inner seat, closing off the product. Once the inner spindle is in place, the outer spindle is retracted, moving the membrane seal away from the outer seat making it possible to remove any remaining product and sterilise the outer seat.

#### Standard design

The Unique Sampling valve consists of three parts, a valve body, an actuator and a membrane seal. The rubber membrane seal is placed on the stem of the actuator and works as a stretchable plug. The valve bodies and actuators are interchangeable.



#### TECHNICAL DATA

##### Temperature

Temperature range: . . . . . 33.8°F - 266°F

Max. sterilisation temperature,

dry steam (29 PSI): . . . . . 249.8°F

Steam must be dry, since condensate will damage the membrane seal. It is recommended that the membrane seal is changed every 500 samples/sterilisations or in accordance with working conditions or experience.

##### Pressure

Max. working pressure: . . . . . 1000 kPa (145 PSI)

Min. working pressure: . . . . . 0 kPa (0 PSI)

#### PHYSICAL DATA

##### Materials

Valve body: . . . . . 1.4404 (316L)

Actuator: . . . . . 1.4301 (304), 1.4404 (316L)

Membrane seal: . . . . . EPDM, silicone

### The valve is available in three sizes:

Size 4 for low-viscosity products such as water, beer, wine and liquid milk. Viscosity: (cP) 0100. Max. particle size: 2,5mm (0.098 in)

Size 10 for high-viscosity products such as fruit yoghurt, syrup and ice cream. Viscosity: (cP) 01000. Max. particle size: 7mm (0.276 in)

Size 25 is for products with very high viscosity such as jam. Max. particle size: 20mm (0.787 in)

### Valve bodies:

- Tank (welding)
- Collared tube (welding)
- Tri-clamp

### Optional:

- Horizontal tube saddle (welding)
- Vertical tube saddle (welding)
- Varivent

### Valve heads:

- Handle
- Pneumatic actuator (air supply 5-8 bar)

### Accessories:

- See ordering leaflet

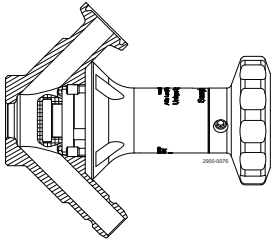
### Operating principles

A new level of accuracy with patented new technology.

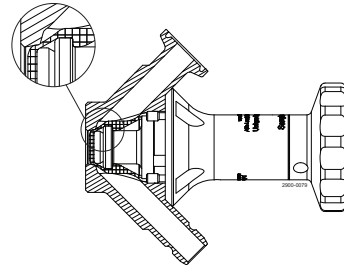
The design of single-seat technology poses challenges for complete sterilisation. In closed position, the membrane seal comes into contact with the valve seat. These points of contact are virtually impossible to clean due to tight surface compression and therefore may harbour product residue and microorganisms. For that extra level of security to ensure a more representative sample, Alfa Laval recommends double seat technology.

Unique double seat sampling valves designed for truly sterile sampling, the double seat sampling valve has three positions: open, closed and sterilisation.

### Open position:



### Sterilisation position:



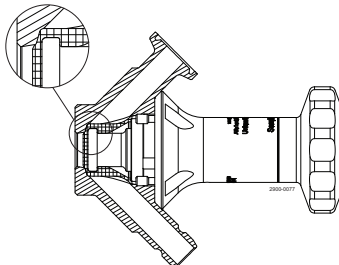
### To begin the sampling process:

**Manual valve:** rotate the handle in a counter-clockwise direction to open the valve.

**Pneumatic valve:** supply air to the open connection.

This retracts the valve stem and membrane seal and enables the product to flow freely through the open valve.

### Closed position:



### To set the valve in sterilisation position;

**Manual valve:** rotate the handle clockwise to the steam position.

**Pneumatic valve:** apply air to the steam connection.

This extends the valve head's inner spindle into the inner seat and stop product flow in the valve port. At the same time, the valve head's outer spindle retracts and lifts the membrane seal away from its normal seat. Now it is possible to access the hard-to-reach areas on the seat surface, ensuring thorough sterilisation and making the Unique double seat sampling valve a solid and reliable choice to achieve 100% representative sampling.

### To stop the sampling process:

**Manual valve:** Rotate the handle in a clockwise direction.

**Pneumatic valve:** Shut off the supplied air to the open connection.

This is the default position. The pneumatic actuator is normally closed (NC).



Alfa Laval reserves the right to change specifications without prior notification. ALFA LAVAL is a trademark registered and owned by Alfa Laval Corporate AB.

ESE01603ENUS 1505

© Alfa Laval

---

**How to contact Alfa Laval**

Contact details for all countries are continually updated on our website. Please visit [www.alfalaval.us](http://www.alfalaval.us) to access the information direct.