

Product Information TSM and TSB

FOOD

Temperature Sensor

Application/Specified usage

- Temperature Measurement in vessels and pipes

Application examples

- Monitoring of CIP / SIP process
- Temperature monitoring in vessels

Hygienic design/Process connection

- Single piece Tri-Clamp[®] - no adapter required
- Product contact materials FDA compliant
- All stainless steel construction
- Conforms to 3-A Sanitary Standard 74-06; Third party verified

Features/Advantages

- Small package size
- Integrated transmitter - optional
- Multiple fitting choices

Options/Accessories

- Programmable transmitters with output 4-20 mA, 2-wire
- Programming adapter MPU-P 9701
- Integrated transmitter MPU-LCD with display in connecting head
- Connecting cable molded cordset available

Authorizations



Temperature sensor TSB



Temperature Transmitter MPU-LCD with Display

Application examples

- In process monitoring with local display

Features

- 4-digit display with green backlight
- Temperature measurement in °C and °F
- Easy range select by one button
- Five Fahrenheit and five Celsius ranges pre-programmed and button selectable
- Display powered from loop, so lower costs for wiring because of 2-wire technology

Note

MPU-LCD Available Ranges - Button selectable
 -10 to 40 °C, 0 to 50 °C, 0 to 100 °C, 0 to 150 °C and 0 to 200 °C
 0 to 100 °F, 0 to 150 °F, 0 to 200 °F, 30 to 230 °F and 0 to 300 °F



Option MPU-LCD

(display in the connection head)



General Specifications		
Process connection		Tri-Clamp®, NPT, NPT Spring Loaded and Thermowell
Materials	connecting head element and wettable surfaces	stainless steel 304 stainless steel 316L
Surface quality		$R_a \leq 25$ micro-inch, $R_a \leq 32$ micro-inch for thermowell fittings
Insertion length "A"		Minimum length dependent on fitting, maximum length 43½"
Operating pressure		145 psi (10 bar max)
Temperature ranges	ambient process	-58...+176 °F (-50...+80 °C) -50...+350 °F (-45...+176 °C)
Sensing resistor	acc. to DIN EN 60751	Pt100 Class A - 0.00385 $\Omega / \Omega / ^\circ\text{C}$
Electrical connection	cable gland cable connection	M16 x 1.5 M12-plug, 4-pins
Protection class	cable gland cable connection	IP 67 IP 67

Transmitter MPU-4, MPU-M		
Temperature ranges	ambient storage CIP / SIP cleaning	-40...+185 °F (-40...+85 °C) -67...+194 °F (-55...+90 °C) 302 °F (150 °C) max. for 120 minutes (with transmitter)
Measuring ranges	MPU-4, MPU-M	standard: LRL, zero based, URL, consult matrix; special ranges free programmable
Accuracy	input	< ± 0.25 °C
Temperature drift	zero, span	< 0.01 % / K
Supply	MPU-M, MPU-4 accuracy	12-35 V DC 0.01 % / V (reference: 12 V DC)
Output	signal accuracy burden	analog 4-20 mA < ± 0.1 % of measurement range < 600 Ω (at $U_B = 24$ V)
Humidity	non condensing	0...98 %

Transmitter MPU-LCD		
Temperature ranges	ambient storage	-13...+185 °F (-25...+85 °C) -67...+194 °F (-55...+90 °C)
Measuring ranges	MPU-LCD	button selectable from one of ten pre-programmed ranges
Accuracy	input range: 100 °C	± 0.25 % Max
Repeatability	input range: 100 °C	± 0.1 %
Temperature drift	zero, span	< 0.01 % / K
Supply	short circuit Rshunt = 500 Ω	15-30 V DC 22-36 V DC
Output	signal accuracy burden	analog 4-20 mA < ± 0.1 % of measurement range < 600 Ω (at $U_B = 24$ V)
Humidity	non condensing	0...98 %
Output on failure	sensor break or short circuit	Short = output > 21 mA; Break = output < 3.6 mA
Electrical connection	cable connection	M12-plug, 4-pins

Accuracy class of temperature sensor (not including transmitter) | Tolerances for Pt100 - Compliant with DIN EN 60751

Temperature	Nominal reading	Class A element
32 °F (0 °C)	100.00 Ω	±0.08 F / ±0.06 Ω
212 °F (100 °C)	138.51 Ω	±0.19 F / ±0.13 Ω

Response time

5/32" diameter	1.75 to 2 seconds for 63% step change
1/4" diameter	2.5 to 3 seconds for 63% step change

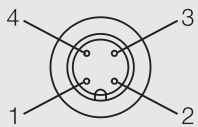
Note



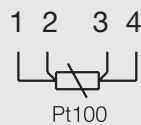
Response time for larger diameter probes as well as thermowell fittings is dependent on installation method, proper sizing to thermowell and specifications of thermal conductive paste.

Electrical connection without transmitter

With M12 plug

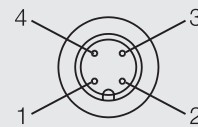


Configuration M12 plug



Electrical connection with transmitter

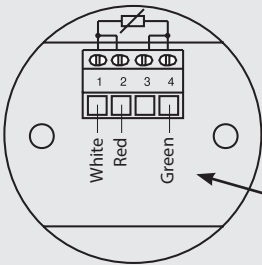
With M12 plug



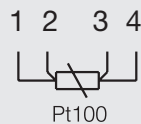
Configuration M12 plug

- 1: +supply
- 2: - supply 4-20 mA
- 3: not connected
- 4: not connected

With cable gland

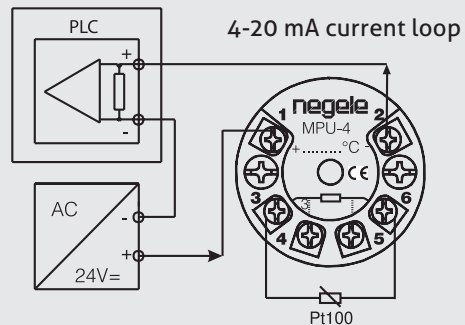


Configuration terminal strip



Typical Anderson-Negele Wiring Color Codes Shown

With cable gland



Meets 3-A Sanitary Standard 74-06 under the following conditions



- CIP / SIP cleaning - Maximum 302 °F (150 °C) / 120 min.
- Only with 3-A conforming Tri-Clamp® connection. (Not applicable to 1/2" Tri-Clamp®)
- Mounting position, self draining

EMC Guidelines

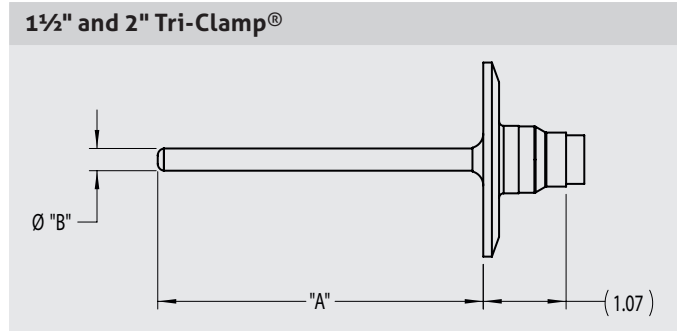
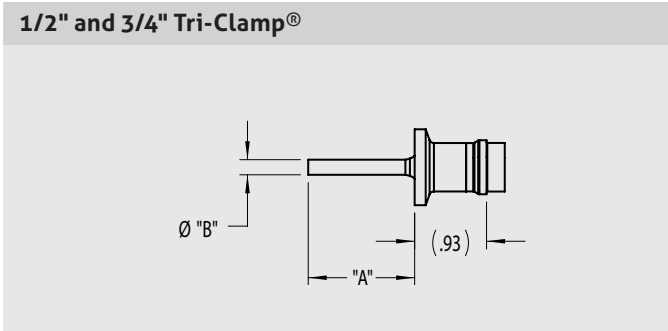
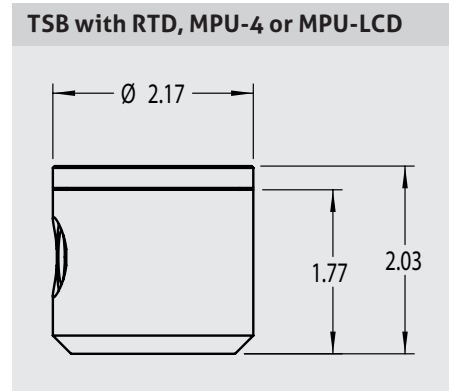
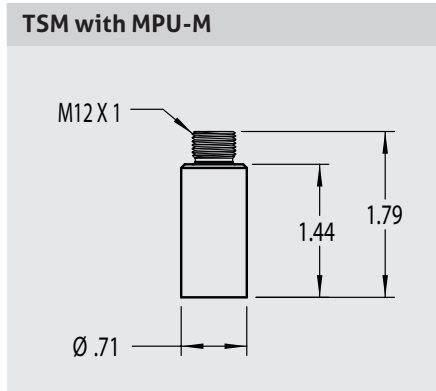
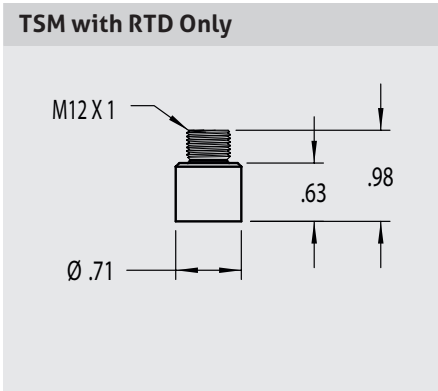


- The device agrees to following standards: EMC directive 2004/108/EC.
- End user must guarantee EMC directives are met for entire piece of equipment.

Conventional usage



- Not suitable for applications in explosive areas.
- Not suitable for applications in security-relevant equipments (SIL).

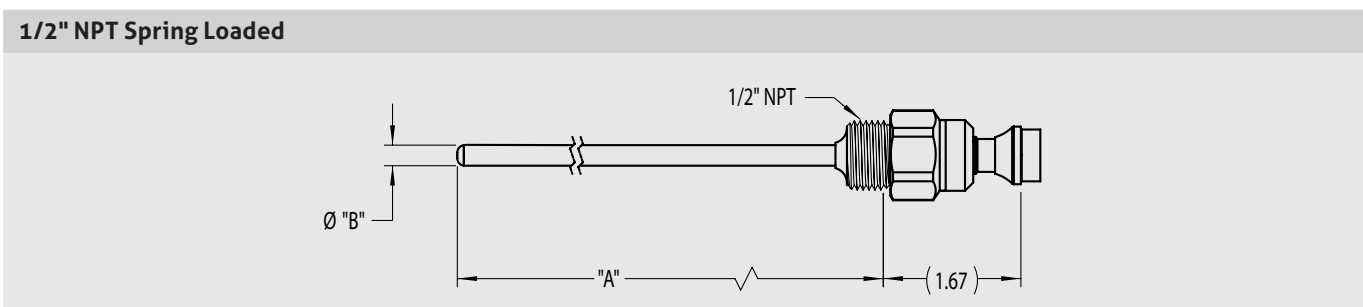


Dimensions table 1/2" and 3/4" Tri-Clamp®

Code	Description	Typical Length "A"	Dim. Custom Length "A"	Dim. "B"
001	1/2" Tri-Clamp®	1 1/8"	1 1/8" Min. - 6" Max	5/32"
002	3/4" Tri-Clamp®	1 1/4" and 2 3/4"	1 1/8" Min. - 6" Max.	5/32"

Dimensions table 1 1/2" and 2" Tri-Clamp®

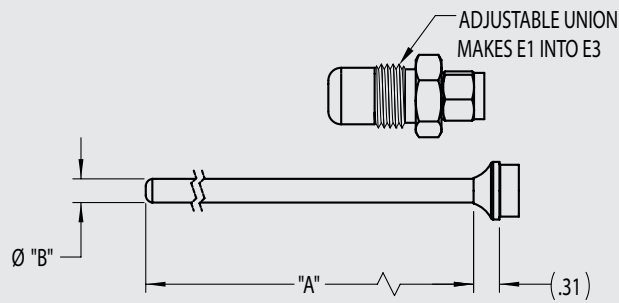
Code	Description	Typical Length "A"	Dim. Custom Length "A"	Dim. "B"
004	1 1/2" Tri-Clamp®	2 3/4"	1 3/4" Min. - 4 3/2" Max.	1/4"
		2 3/4"	2 3/4" Min. - 4 3/2" Max.	3/4"
005	2" Tri-Clamp®	3 1/2"	1 3/4" Min. - 4 3/2" Max.	1/4"
		3 1/2"	2 3/4" Min. - 4 3/2" Max.	3/4"



Dimensions table 1/2" NPT Spring Loaded

Code	Description	Typical Length "A"	Dim. Custom Length "A"	Dim. "B"
174	1/2" NPT - Spring Loaded	6" and 9"	2 3/4" Min. - 4 3/2" Max.	1/4"

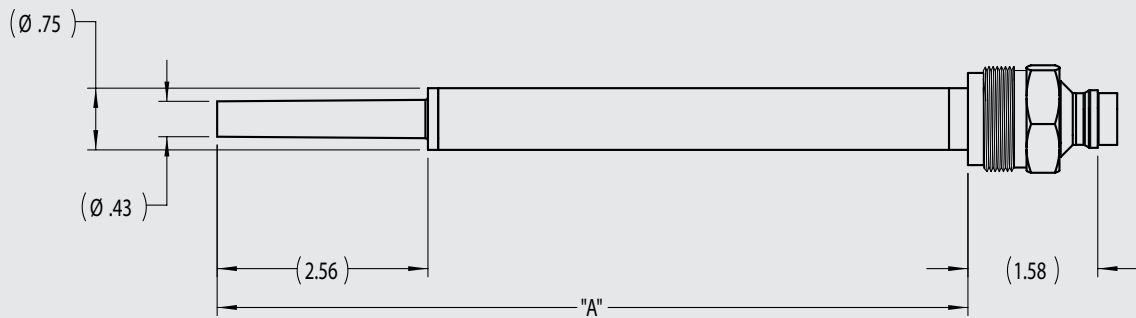
E1 Plain Probe and E3 Plain Probe with Adjustable Union



Dimensions table E1 Plain Probe and E3 Plain Probe with Adjustable Union

Code	Description	Typical Length "A"	Dim. Custom Length "A"	Dim. "B"
074	E1 - Plain probe	12"	4" Min. - 43½" Max.	1/4"
075	E1 - Plain probe	18"	4" Min. - 43½" Max.	3/8"
079	E3 - Probe with adjustable union	12"	4" Min. - 43½" Max.	1/4"
080	E3 - Probe with adjustable union	18"	4" Min. - 43½" Max.	3/8"

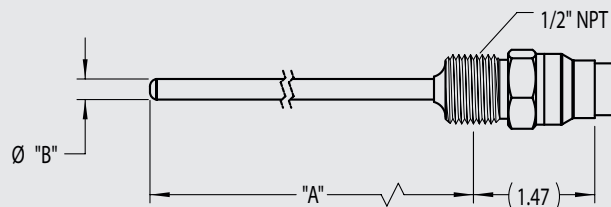
Thermowell 41247



Dimensions table - Thermowell 41247

Code	Description	Typical Length "A"	Dim. Custom Length "A"	Dim. "B"
062	Thermowell 41247	9½"	N/A	NA

1/2" NPT



Dimensions table 1/2" NPT

Code	Description	Typical Length "A"	Dim. Custom Length "A"	Dim. "B"
084	1/2" NPT	6" and 9"	2" Min. - 43½" Max.	1/4"

Order code

<p>M Mini</p> <p>B Conduit Housing DIN B</p> <p>U FIXED CHARACTER</p> <p>PROCESS CONNECTION</p> <p>001 1/2" Tri-Clamp®</p> <p>002 3/4" Tri-Clamp®*</p> <p>004 1½" Tri-Clamp®*</p> <p>005 2" Tri-Clamp®*</p> <p>062 Thermowell Well 41247</p> <p>074 E1 Style - 1/4" Dia.</p> <p>075 E1 Style - 3/8" Dia.</p> <p>079 E3 Style - 1/4" Dia. (w/adj. union)</p> <p>080 E3 Style - 3/8" Dia. (w/adj. union)</p> <p>084 1/2" NPT</p> <p>174 1/2" NPT Spring Loaded</p> <p>X FIXED CHARACTER</p> <p>RTD TYPE</p> <p>1 Single PT 100 - Class A</p> <p>INSERTION LENGTH - INCHES</p> <table border="0"> <tr><td>01</td><td>1"</td><td>13</td><td>13"</td><td>25</td><td>25"</td><td>37</td><td>37"</td></tr> <tr><td>02</td><td>2"</td><td>14</td><td>14"</td><td>26</td><td>26"</td><td>38</td><td>38"</td></tr> <tr><td>03</td><td>3"</td><td>15</td><td>15"</td><td>27</td><td>27"</td><td>39</td><td>39"</td></tr> <tr><td>04</td><td>4"</td><td>16</td><td>16"</td><td>28</td><td>28"</td><td>40</td><td>40"</td></tr> <tr><td>05</td><td>5"</td><td>17</td><td>17"</td><td>29</td><td>29"</td><td>41</td><td>41"</td></tr> <tr><td>06</td><td>6"</td><td>18</td><td>18"</td><td>30</td><td>30"</td><td>42</td><td>42"</td></tr> <tr><td>07</td><td>7"</td><td>19</td><td>19"</td><td>31</td><td>31"</td><td>43</td><td>43"</td></tr> <tr><td>08</td><td>8"</td><td>20</td><td>20"</td><td>32</td><td>32"</td><td></td><td></td></tr> <tr><td>09</td><td>9"</td><td>21</td><td>21"</td><td>33</td><td>33"</td><td></td><td></td></tr> <tr><td>10</td><td>10"</td><td>22</td><td>22"</td><td>34</td><td>34"</td><td></td><td></td></tr> <tr><td>11</td><td>11"</td><td>23</td><td>23"</td><td>35</td><td>35"</td><td></td><td></td></tr> <tr><td>12</td><td>12"</td><td>24</td><td>24"</td><td>36</td><td>36"</td><td></td><td></td></tr> </table> <p>INSERTION LENGTH - SIXTEENTHS (ALL NO CHARGE)</p> <table border="0"> <tr><td>00</td><td>0"</td><td>08</td><td>1/2"</td><td></td><td></td></tr> <tr><td>01</td><td>1/16"</td><td>09</td><td>9/16"</td><td>Max Length =</td><td>4308 (43½")</td></tr> <tr><td>02</td><td>1/8"</td><td>10</td><td>5/8"</td><td>Min Length =</td><td></td></tr> <tr><td>03</td><td>3/16"</td><td>11</td><td>11/16"</td><td>See corresponding drawings</td><td></td></tr> <tr><td>04</td><td>1/4"</td><td>12</td><td>3/4"</td><td>Common lengths =</td><td></td></tr> <tr><td>05</td><td>5/6"</td><td>13</td><td>13/16"</td><td>See corresponding drawings</td><td></td></tr> <tr><td>06</td><td>3/8"</td><td>14</td><td>7/8"</td><td></td><td></td></tr> <tr><td>07</td><td>7/16"</td><td>15</td><td>15/16"</td><td></td><td></td></tr> </table> <p>ROD DIAMETER</p> <p>20 5/32"</p> <p>21 1/4"</p> <p>22 3/8"</p> <p>23 3/4"</p> <p>24 41247 Well</p> <p>X FIXED CHARACTER</p>	01	1"	13	13"	25	25"	37	37"	02	2"	14	14"	26	26"	38	38"	03	3"	15	15"	27	27"	39	39"	04	4"	16	16"	28	28"	40	40"	05	5"	17	17"	29	29"	41	41"	06	6"	18	18"	30	30"	42	42"	07	7"	19	19"	31	31"	43	43"	08	8"	20	20"	32	32"			09	9"	21	21"	33	33"			10	10"	22	22"	34	34"			11	11"	23	23"	35	35"			12	12"	24	24"	36	36"			00	0"	08	1/2"			01	1/16"	09	9/16"	Max Length =	4308 (43½")	02	1/8"	10	5/8"	Min Length =		03	3/16"	11	11/16"	See corresponding drawings		04	1/4"	12	3/4"	Common lengths =		05	5/6"	13	13/16"	See corresponding drawings		06	3/8"	14	7/8"			07	7/16"	15	15/16"			<p>T S</p> <p>U</p> <p>X 1</p> <p>X</p> <p>CABLE CONNECTION</p> <p>0 Cable Gland (For model B only)</p> <p>1 M12 Connector (Must choose with MPU-LCD and model M)</p> <p>UNIT</p> <p>0 RTD Only</p> <p>1 MPU-LCD (Field Select)</p> <p>F Fahrenheit</p> <p>C Celcius</p> <p>UPPER RANGE</p> <p>000 RTD Only</p> <p>111 MPU-LCD (Field Select)</p> <p>050 50 °C Only</p> <p>060 60 °C Only</p> <p>100 100 °F or C</p> <p>150 150 °F or C</p> <p>180 180 °C Only</p> <p>200 200 °F or °C</p> <p>250 250 °F Only</p> <p>300 300 °F Only</p> <p>XXX Special Range</p> <p>TRANSMITTER</p> <p>0 RTD Only</p> <p>1 MPU-M (For model M only)</p> <p>2 MPU-4 (For model B only)</p> <p>4 MPU-LCD (For model B only)</p>
01	1"	13	13"	25	25"	37	37"																																																																																																																																										
02	2"	14	14"	26	26"	38	38"																																																																																																																																										
03	3"	15	15"	27	27"	39	39"																																																																																																																																										
04	4"	16	16"	28	28"	40	40"																																																																																																																																										
05	5"	17	17"	29	29"	41	41"																																																																																																																																										
06	6"	18	18"	30	30"	42	42"																																																																																																																																										
07	7"	19	19"	31	31"	43	43"																																																																																																																																										
08	8"	20	20"	32	32"																																																																																																																																												
09	9"	21	21"	33	33"																																																																																																																																												
10	10"	22	22"	34	34"																																																																																																																																												
11	11"	23	23"	35	35"																																																																																																																																												
12	12"	24	24"	36	36"																																																																																																																																												
00	0"	08	1/2"																																																																																																																																														
01	1/16"	09	9/16"	Max Length =	4308 (43½")																																																																																																																																												
02	1/8"	10	5/8"	Min Length =																																																																																																																																													
03	3/16"	11	11/16"	See corresponding drawings																																																																																																																																													
04	1/4"	12	3/4"	Common lengths =																																																																																																																																													
05	5/6"	13	13/16"	See corresponding drawings																																																																																																																																													
06	3/8"	14	7/8"																																																																																																																																														
07	7/16"	15	15/16"																																																																																																																																														

* Conforms to 3-A standards 74-06

Adapters for E3 Adjustable Union (Converts NPS thread to NPT thread)

29057A0001
Converts Adj. Union > 1/2"-14 NPT

29057A0002
Converts Adj. Union > 3/4"-14 NPT


Molded cordset, PVC with M12 connection, NEMA 4X / IP 68 / IP69K

- 42117H0025 PVC-cable 5-pin, length 25'
- 42117H0050 PVC-cable 5-pin, length 50'
- 42117H0100 PVC-cable 5-pin, length 100'

Note: Pin 5 not used



Programming adapter MPU-P 9701



Programming adapter for MPU-4 and MPU-M (Requires PC with USB serial port)