
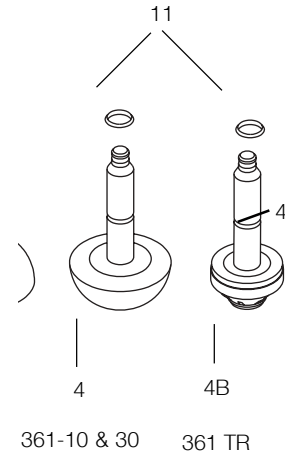
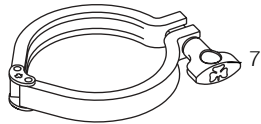
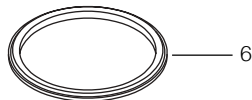
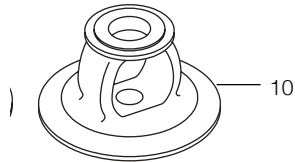
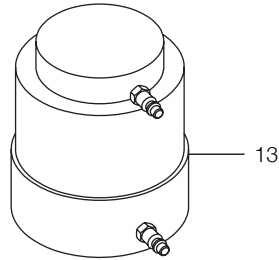
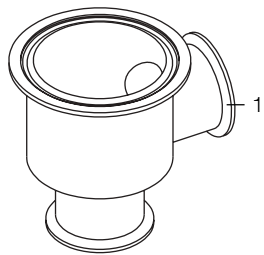


361/361TR Shut Off Valves

2



361-30



361-10

361/361TR Shut Off Valves

Pos.	Qty.	Denomination	1"	1 ½"	2"	2 ½"	3"
1	1	Lower body 2 ports clamp					
1	1	Lower body 2 ports weld					
3	1	Lower body 3 ports clamp					
3	1	Lower body 3 ports weld					
4	1	Valve plug/BUNA	770424				
4	1	Valve plug EPDM	772101				
4	1	Valve plug SFY	770681				
4	1	LP valve plug BUNA	N/A	9634055813	9634050680	9634055815	9634055816
4	1	LP valve plug EPDM	N/A	773173	9634050984	773177	773118
4	1	LP valve plug SFY	N/A	773176	9634050729	773178	773119
4	1	TR valve plug	772991	772992	771101	772994	772995
4B	○	TR stem seat	751524	751525	750943	750947	751268
6	●○	Body gasket BUNA	755415	755416	755417	755419	755420
6	●○	Body gasket EPDM	750157	750062	751799	750812	750322
6	●○	Body gasket SFY	750667	750497	750209	750210	750610
7	1	Body clamp	212205	212198	270266	270267	212211
10	1	Bonnet	750589	754233	754040	754054	754038
11	●○	O-ring stem BUNA	755351	755351	755351	755357	755357
11	●○	O-ring stem EPDM	750036	750036	750036	750037	750037
11	●○	O-ring stem SFY	750172	750172	750172	750173	750173
12	1	Actuator clamp	212196	212196	212196	212196	212196
13	1	Actuator type 10 N/O	751228	750782	750782	750782	750782
13	1	Actuator type 20 N/C	751058	750785	750785	750785	750785

- included in non TR Service Kits
- included in TR Service Kits

	1"	1 ½"	2"	2 ½"	3"
● Buna	9613990073	9613990076	9613990079	9613990082	9613990085
● EPDM	9613990074	9613990077	9613990080	9613990083	9613990086
● SFY	9613990075	9613990078	9613990081	9613990084	9613990087
○ Buna	9613990043	9613990046	9613990049	9613990052	9613990055
○ EPDM	9613990044	9613990047	9613990050	9613990053	9613990056
○ SFY	9613990045	9613990048	9613990051	9613990054	9613990057